



#1231C FRONT ETCHED

MAXIMUM ETCHING AREA
2.75"H X 2.25"W




#1231B FRONT ETCHED

MAXIMUM ETCHING AREA
2.75"H X 2.25"W




#1231G FRONT ETCHED

MAXIMUM ETCHING AREA
2.75"H X 2.25"W



#1231R FRONT ETCHED

MAXIMUM ETCHING AREA
2.75"H X 2.25"W



#1231Y FRONT ETCHED

MAXIMUM ETCHING AREA
2.75"H X 2.25"W

